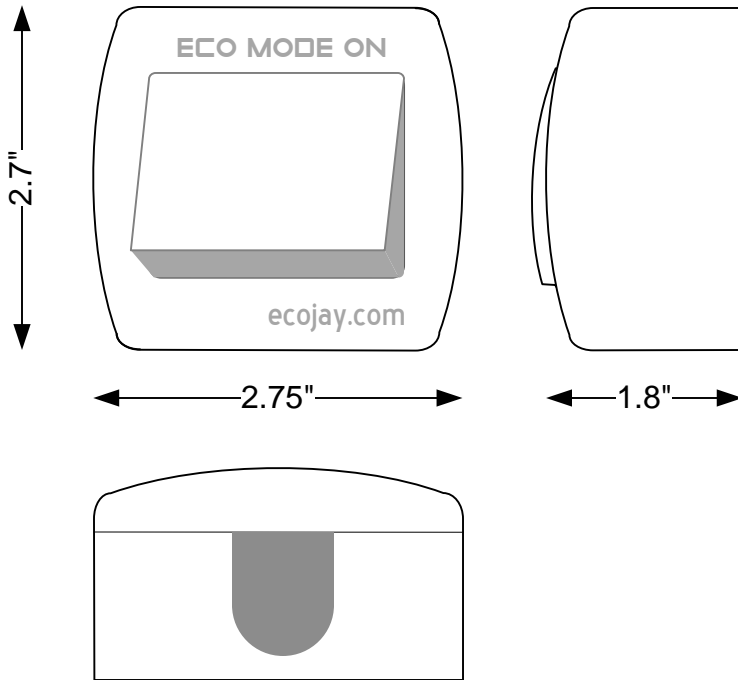


ECO MODE SWITCH

PART # AESW



USE WITH ECOJAY SMARTZONE™ TO
TURN ON AND OFF ECO-MODE (AWAY)



SPECS

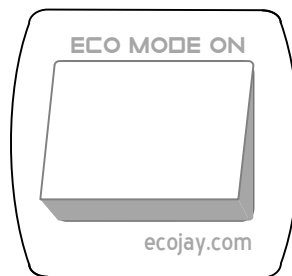
24V / 10 AMP
ON - OFF (SINGLE POLE)
SURFACE MOUNT SWITCH
12 to 20 AWG WIRE

USER GUIDE

IF YOUR HOME OR BUILDING HAS BEEN EQUIPPED WITH A SMARTZONE ECO-MODE SWITCH, YOU CAN MANAGE HOW COMFORT IS CONTROLLED WITH YOUR SMARTZONE HEAT/COOL SYSTEM.

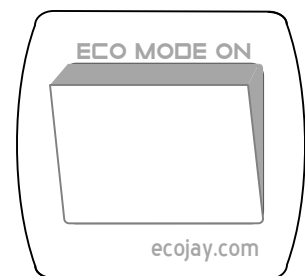
- MAXIMUM ECONOMY CAN BE SELECTED BY SWITCHING TO THE "ECO MODE ON" POSITION
- MAXIMUM COMFORT (NORMAL ZONING) CAN BE SELECTED BY SWITCHING OFF.

ECO MODE



ECO MODE ZONING. ONLY ZONE 1 THERMOSTAT WILL BE ABLE TO ENERGIZE HEAT/COOL EQUIPMENT. OTHER ZONES (2 AND UP) WILL OPEN AND CLOSE TO RECEIVE OR RESTRICT AIRFLOW AS NEEDED, BUT ONLY IF ZONE 1 CAN ENERGIZE THE EQUIPMENT. USE ECO MODE FOR MAXIMUM ENERGY SAVINGS.

COMFORT MODE



NORMAL ZONING MODE. EACH ZONE THERMOSTAT CAN ENERGIZE HEATING OR COOLING EQUIPMENT.



YEAR LIMITED
WARRANTY

ecojay.com
888-523-3265



INSTALLATION

